

**RENT LEVELING BOARD**  
**REGULAR MEETING AGENDA**  
**September 4, 2025**

The Chairperson calls the meeting to order and requests the Secretary to call the roll:

<b>Roll Call</b>	<b>Present/ Absent</b>
Wendel Thomas	_____
Teresa Bell	_____
Eileen Conyers	_____
Stephen Lella	_____
James Manning	_____
Naomi Riley	_____

Also present: Gene Anthony, Rent Leveling Board Attorney; April Perpignan, Acting Rent Leveling Board Secretary

The Chairperson announces that the notice requirements of R.S. 10:4-18 have been satisfied by the publication of the required advertisement in Coaster, posting the notice on the Board in the Municipal Complex, and filing a copy of the said notice with the Municipal Clerk.

**FLAG SALUTE**

**APPROVAL OF MINUTES:**

Approving the Minutes of the January 16, 2025, Rent Leveling Board Meeting

<b>Offered by:</b>	<b>Seconded by:</b>
Teresa _____	James _____
Eileen _____	Naomi _____
Stephen _____	Wendel _____
Vote: Bell _____	Conyers _____
_____ Lella _____	Manning _____
_____ Riley _____	Thomas _____

**CONSUMER PRICE INDEX:**

In July, the Consumer Price Index, stood at a 346.385, which was an increase of a point two percent (.2%) over the month, and an increase of two-point seven percent (2.7%) over the year.

**VACANCY DECONTROL**

**DISCUSSION ITEM(S)**

D1) (Placeholder)

**PUBLIC PARTICIPATION**

**ADJOURNMENT**

Time Meeting Adjourned: \_\_\_\_\_

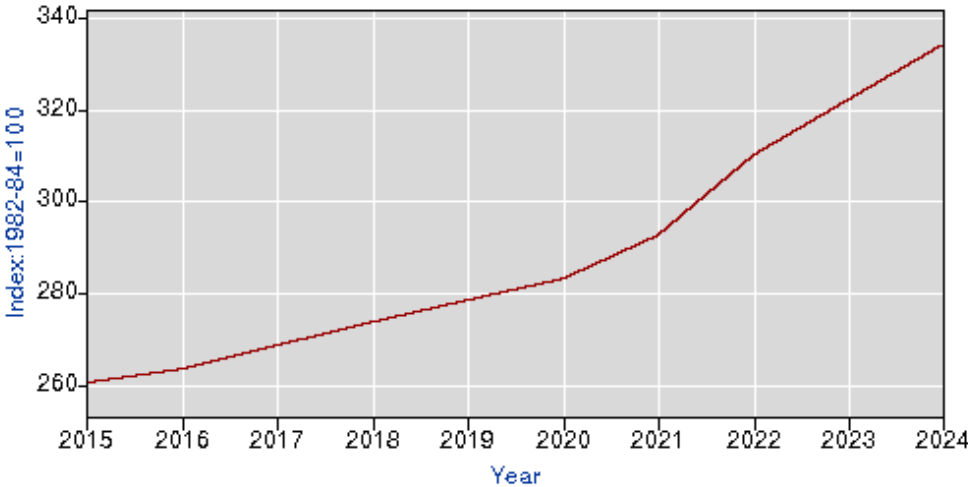


# Databases, Tables & Calculators by Subject

Data extracted on: August 29, 2025 (12:47:15 PM)

Consumer Price Index for All Urban Consumers (CPI-U)

**Series Id:** CUURS12ASA0  
Not Seasonally Adjusted  
**Series Title:** All items in New York-Newark-Jersey City, NY-NJ-PA, all urban consumers, not seasonally adjusted  
**Area:** New York-Newark-Jersey City, NY-NJ-PA  
**Item:** All items  
**Base Period:** 1982-84=100



Download: [.xlsx](#)

Year	Jan	Feb	Mar	Apr	May	Jun	Jul	Aug	Sep	Oct	Nov	Dec	Annual	HALF1	HALF2
2015	258.376	259.240	259.647	259.959	261.066	261.512	261.199	261.347	261.887	261.515	261.009	259.941	260.558	259.967	261.150
2016	260.342	260.875	261.508	262.619	263.312	263.877	263.722	264.160	264.602	264.738	265.203	265.421	263.365	262.089	264.641
2017	266.917	267.662	267.582	267.948	268.183	268.666	268.051	268.657	270.059	269.575	269.381	269.564	268.520	267.826	269.215
2018	270.771	272.214	272.196	272.950	274.001	274.170	274.073	274.441	275.455	275.101	274.478	273.836	273.641	272.717	274.564
2019	275.144	275.823	276.570	277.441	278.068	278.802	278.817	279.428	279.338	279.255	279.468	279.816	278.164	276.975	279.354
2020	282.020	282.577	281.975	280.623	282.092	282.333	283.624	283.478	284.551	284.121	283.291	284.350	282.920	281.937	283.903
2021	285.525	286.474	287.481	289.493	290.991	293.872	293.553	293.927	295.488	296.472	297.490	296.865	292.303	288.973	295.633
2022	300.164	301.151	305.024	307.781	309.243	313.589	312.615	313.280	313.880	314.338	314.975	315.656	310.141	306.159	314.124
2023	318.151	319.295	319.038	319.211	320.002	321.290	322.496	324.380	325.613	325.288	324.520	324.691	321.998	319.498	324.498
2024	328.006	328.606	329.829	331.270	332.633	334.782	335.642	336.534	337.889	338.166	338.535	338.610	334.209	330.854	337.563
2025	341.144	342.333	342.508	344.047	343.886	346.332	346.385							343.375	

U.S. BUREAU OF LABOR STATISTICS Office of Publications and Special Studies Suitland Federal Center Floor 7 4600 Silver Hill Road Washington, DC 20212-0002

Telephone: 202-691-5200\_ Telecommunications Relay Service: 7-1-1\_ [www.bls.gov](#) [Contact Us](#)

# Consumer Price Index

Search Consumer Price Index

Go

CPI Home
CPI Publications ▼
CPI Data ▼
CPI Methods ▼
About CPI ▼
Contact CPI

The **Consumer Price Index (CPI)** is a measure of the average change over time in the prices paid by urban consumers for a market basket of consumer goods and services. Indexes are available for the U.S. and various geographic areas. Average price data for select utility, automotive fuel, and food items are also available.

NOTICES

>> Recent and upcoming methodology changes: 2025

Read More »

>> Rebasing of Selected Consumer Price Index Series

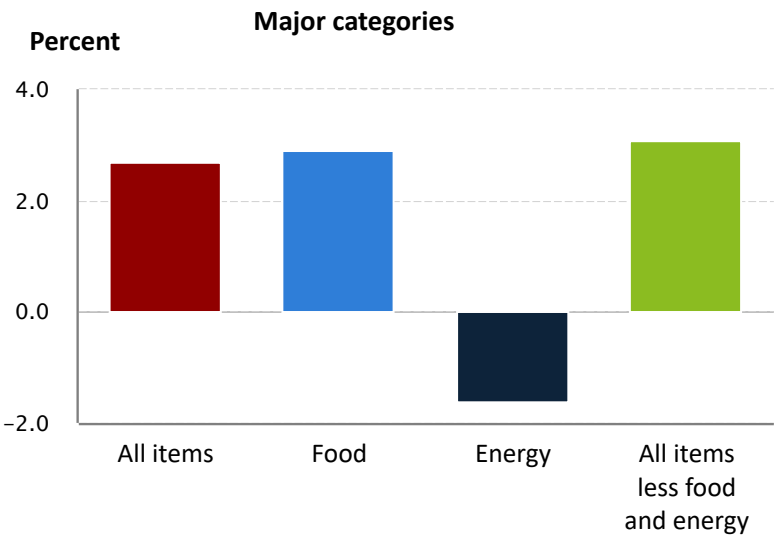
Read More »

>> More information on CPI collection reductions

Read More »

## CHARTS

12-month percentage change, Consumer Price Index, selected categories, July 2025, not seasonally adjusted



Source: U.S. Bureau of Labor Statistics.



read more »

## LATEST NUMBERS

+0.2%

Consumer Price Index (CPI): in Jul 2025



read more »

## NEWS RELEASES

### CPI for all items rises 0.2% in July; shelter up

08/12/2025

In July, the Consumer Price Index for All Urban Consumers rose 0.2 percent, seasonally adjusted, and rose 2.7 percent over the last 12 months, not seasonally adjusted. The index for all items less food and energy increased 0.3 percent in July (SA); up 3.1 percent over the year (NSA).

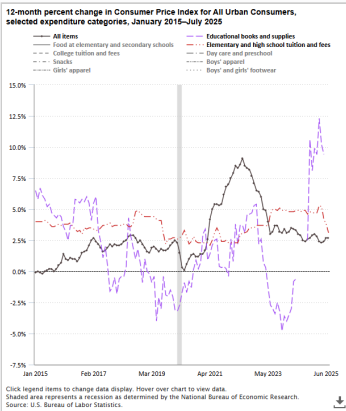
[HTML](#) | [PDF](#) | [RSS](#) | [Charts](#) | [Local and Regional CPI](#)

## NEXT RELEASE

August 2025 CPI data are scheduled to be released on September 11, 2025, at 8:30 A.M. Eastern Time.

[read more »](#)

PUBLICATIONS  
THE ECONOMICS DAILY



**Consumer prices for back-to-school spending**

The start of the school year comes with budgeting for a variety of expenses. For instance, students need books, though lunch may be their favorite period. In May 2025 (the latest data available for some school-related items), prices for educational books and supplies, such as elementary, high school, and college

textbooks and reference books, were 9.4 percent higher than a year earlier. [read more »](#)