

SPOHN RANCH SKATEPARKS



Sunshine Village Park Skatepark
Neptune Township, NJ

Presentation Outline

- MEET ME
- MEET SPOHN RANCH
- DESIGN PHILOSOPHY
- SUNSHINE VILLAGE PARK PROJECT REVIEW
- GROUPS / SURVEYS
- OPEN DISCUSSION

Jason Baldessari

- Red Bank / Middletown Born and Raised
- Surf, Skate, Snow, Climb, Travel
- Monmouth University
- 10 years in SoCal
- Affiliated with Spohn Ranch or 13 years
- Global Skatepark Development / Special Events

Bayonne, NJ



Elizabeth, NJ



Colonia, NJ



Ocean City, NJ



Roselle, NJ



Monmouth County, NJ



Spohn Ranch



SPOHN RANCH BACKGROUND

PRESENT DAY



- FORMED IN 1992 – 26+ YEARS OF CONTINUED DEDICATION TO ACTION SPORTS
- 750+ PROJECTS – PRIVATE + PUBLIC
- HEADQUARTERED IN LOS ANGELES, CA WITH SATELITE OFFICES AROUND THE COUNTRY
- A UNIQUE COLLECTIVE OF SKATEBOARDERS, ARCHITECTS, CONCRETE CRAFTSMEN AND SUPPORT STAFF
- 15 IN-OFFICE EMPLOYEES, 30+ TRAVELING CONSTRUCTION CREW

The background is a dark, textured surface with a pattern of thin, light-colored lines. These lines form concentric circles and intersecting straight lines, creating a grid-like or orbital pattern. The lines are more densely packed in some areas, creating a sense of depth and movement.

DESIGN PHILOSOPHY

DESIGN PHILOSOPHY

ARCHITECTURAL LINES & VIBRANT COLORS



DESIGN PHILOSOPHY

ARCHITECTURAL LINES & VIBRANT COLORS



DESIGN PHILOSOPHY

SCULPTURAL TWISTS ON SKATEPARK STAPLES



DESIGN PHILOSOPHY

LOCAL CULTURE & HERITAGE



DESIGN PHILOSOPHY

LOCAL CULTURE & HERITAGE



DESIGN PHILOSOPHY

UNIQUE TEXTURES & MATERIALS



DESIGN PHILOSOPHY

SCULPTURAL TWISTS ON SKATEPARK STAPLES



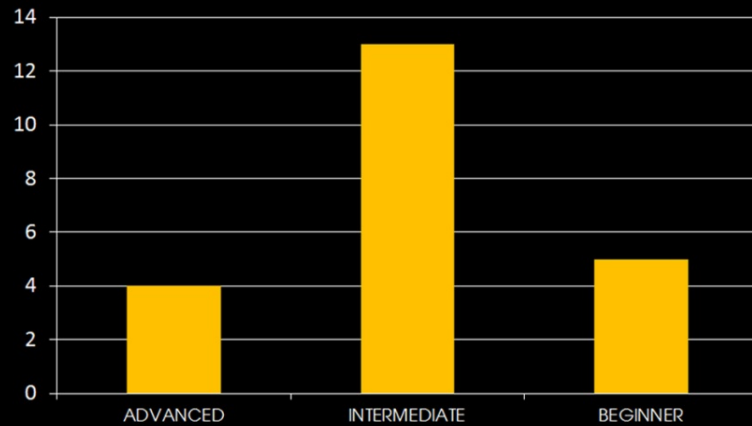
DESIGN PHILOSOPHY

UNIQUE TEXTURES & MATERIALS




CAMPBELL COUNTY, WYOMING - SKATEPARK USER INPUT

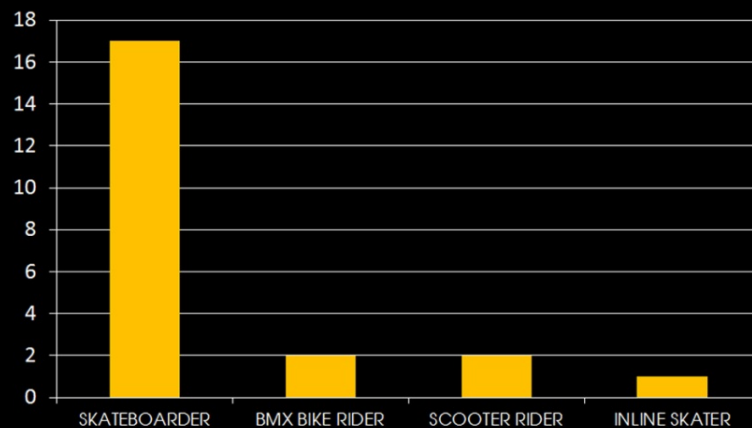
EXPERIENCE LEVEL



DESIRED TERRAIN MAKE-UP



WHEELED SPORT



MEMORABLE QUOTES

"DON'T MAKE IT SO HARD TO SKATE" - BRANDON D.

"A WELL-ROUNDED PARK WOULD BE BEST,
WITH SOMETING FOR EVERYONE" - JAMES G.

"WHAT I LIKE MOST IS THE FREEDOM, NO SET
PRACTICES OR HAVING TO RELY ON OTHER
PEOPLE TO PROGRESS LIKE TEAM SPORTS" - NATE T.



SUNSHINE

VILLAGE

PARK

Project

ANALYSIS



Sunshine Village PARK Project ANALYSIS – THE BASICS

SITE PROVIDED BY CITY – 120' X 60' = 7,200 SF

SITE IS IN AN ACTIVE PARK LOCATION W/ EXISTING AMENITIES

WATER TABLE: 4.5' – 5'

SOIL NEEDS WORK

MINDFUL OF IMPACT ON EXISTING FACILITIES AND HOUSES

IN-KIND DONATIONS / IN-HOUSE RESOURCES

JIF DESIGN GUIDELINES



LOCAL INPUT SURVEYS